



2007 Orders Received & Sales

January 31, 2008

.....

Urs Leinhäuser, Chief Financial Officer

2007 Orders Received & Sales



- **Orders received exceeded 4 billion CHF for the first time**
- **Both divisions posted record sales thanks to organic growth**

Table of Contents

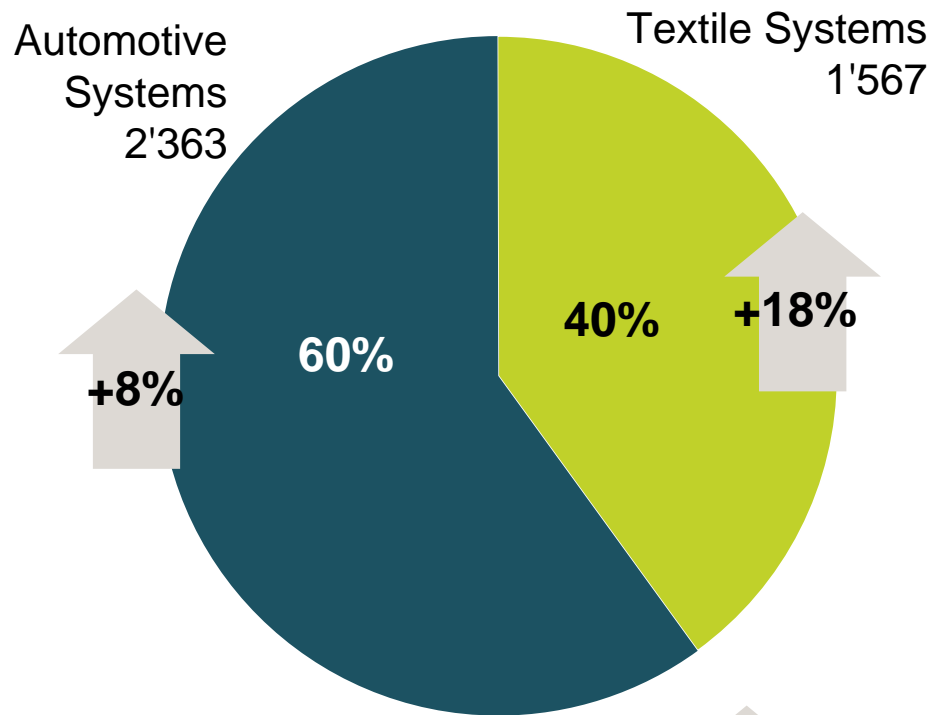


| | |
|---|---------|
| Rieter Group: Sales by Division | Page 4 |
| Rieter Group: Sales by Geographical Region | Page 5 |
| Rieter Group: Sales Development | Page 6 |
| Textile Systems: Orders Received | Page 7 |
| Textile Systems: Sales by Geographical Region | Page 8 |
| Automotive Systems: Sales by Country | Page 9 |
| Global Light Vehicle Production (2007 vs. 2006) | Page 10 |
| Key Data per Share | Page 11 |
| Outlook for 2007 Results | Page 12 |
| Disclaimer | Page 13 |

Rieter Group: Sales by Division



in million CHF



2007: 3'930.1 million CHF +12%

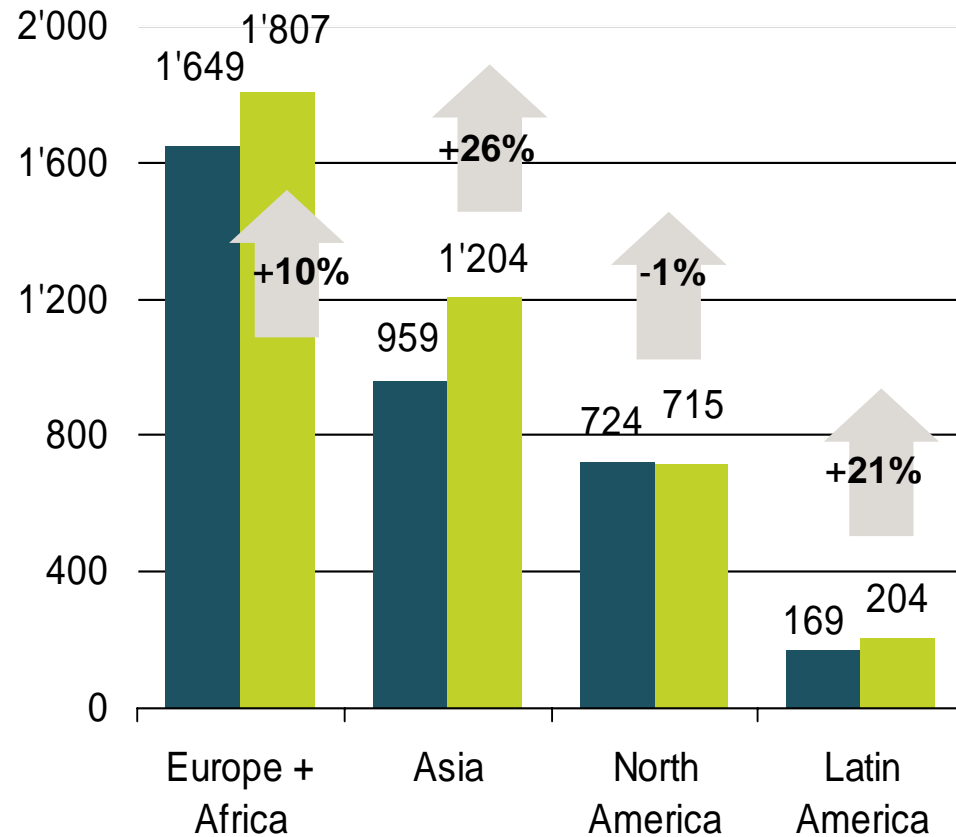
(2006 figures excl. manmade fiber activities)

- Group sales on record level thanks to entirely internal growth
- Sales of Textile Systems increase to record level in spite of divestiture
- Sales growth at Automotive Systems significantly stronger than vehicle production

Rieter Group: Sales by Geographical Region



in million CHF



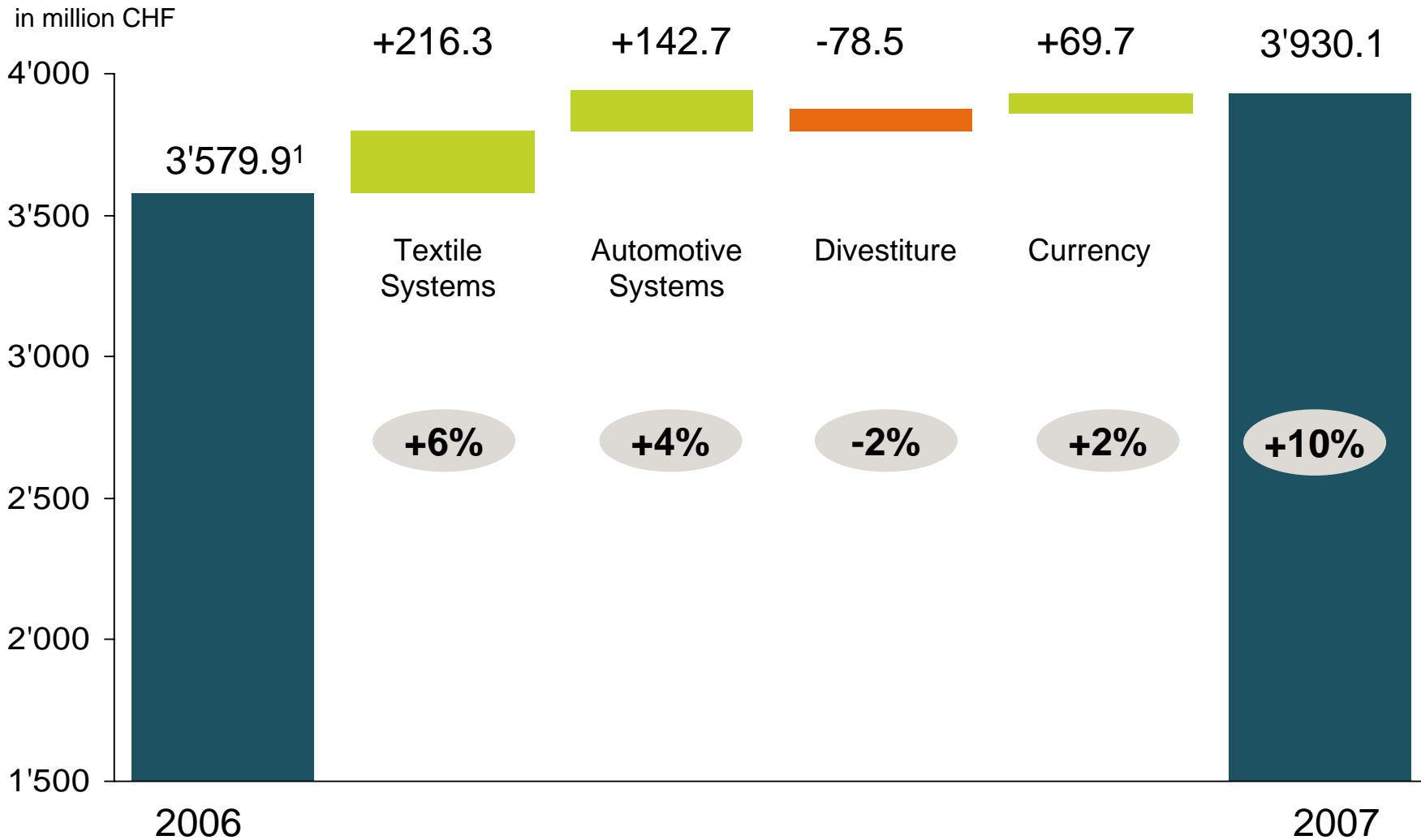
2007: 3'930.1 million CHF +12%

- Strong worldwide presence
- Sales growth achieved in all regions, based on local currencies also in North America
- Steep growth in Asia and Latin America

■ 2006¹
■ 2007

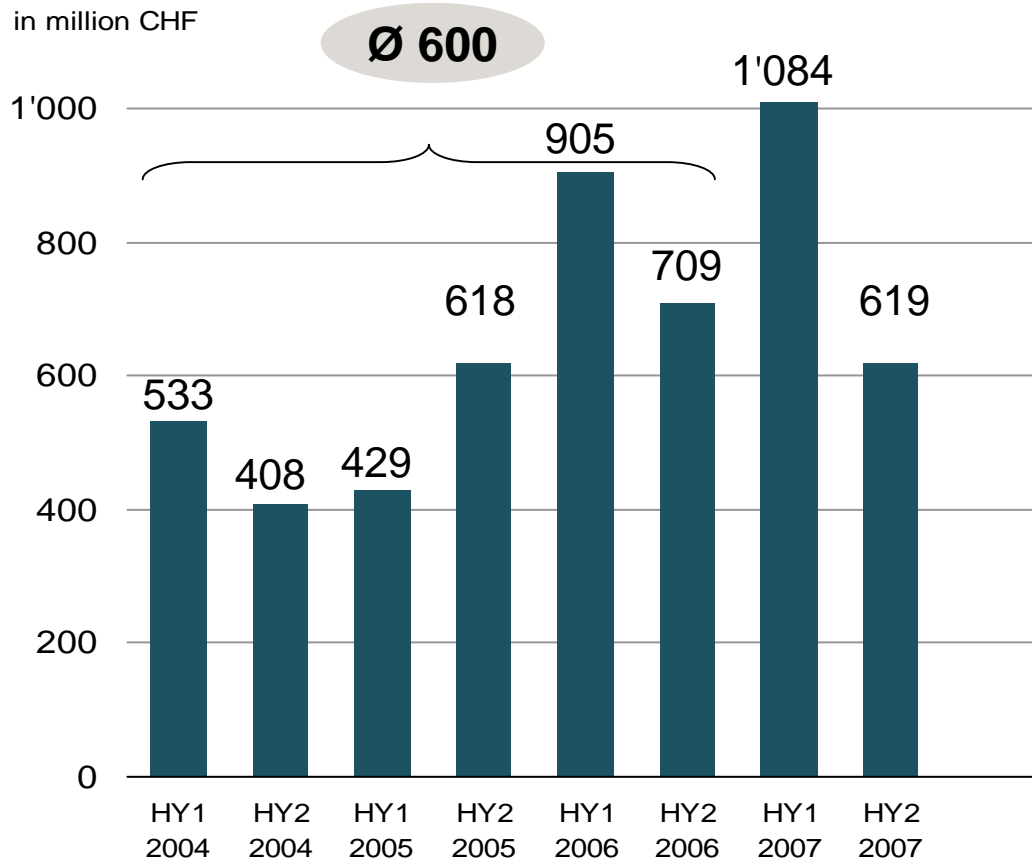
¹ adjusted for divestiture

Rieter Group: Sales Development



¹ including manmade fiber activities

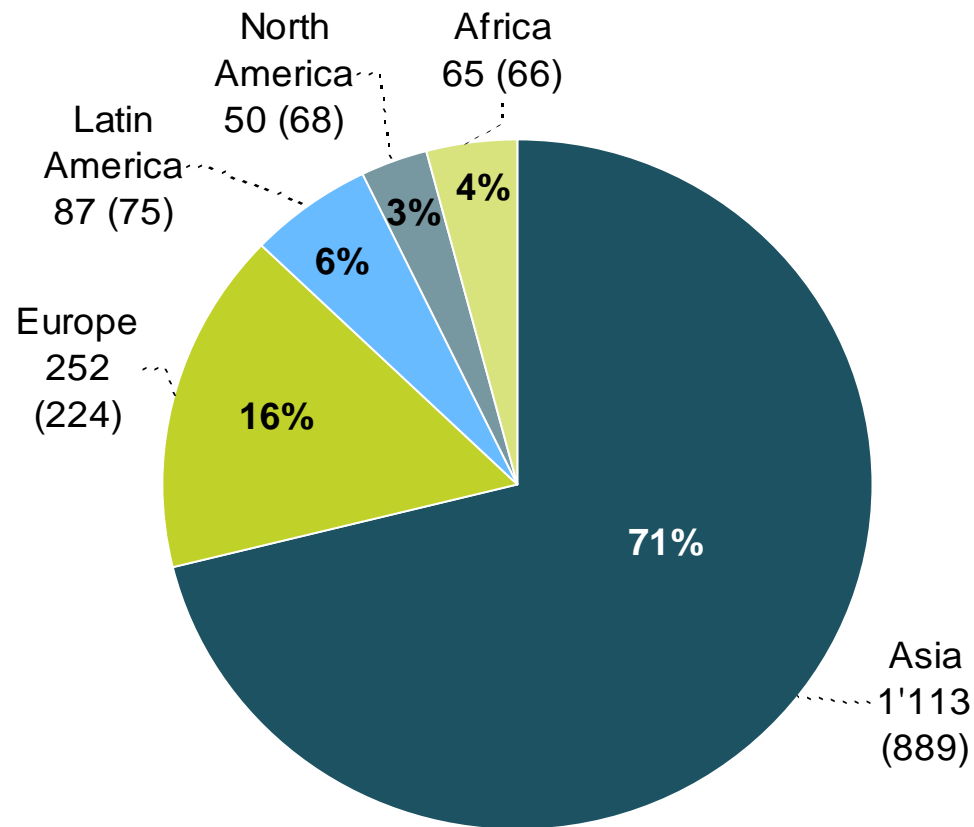
Textile Systems: Orders Received



(2004-2006 figures excl. manmade fiber activities)

- 2007 order intake with 1'703 million CHF on new record level
- Slow-down in HY2 as expected
- HY2 order intake above half-year average 2004 to 2006
- Strong demand from Turkey, India and China

Textile Systems: Sales by Geographical Region

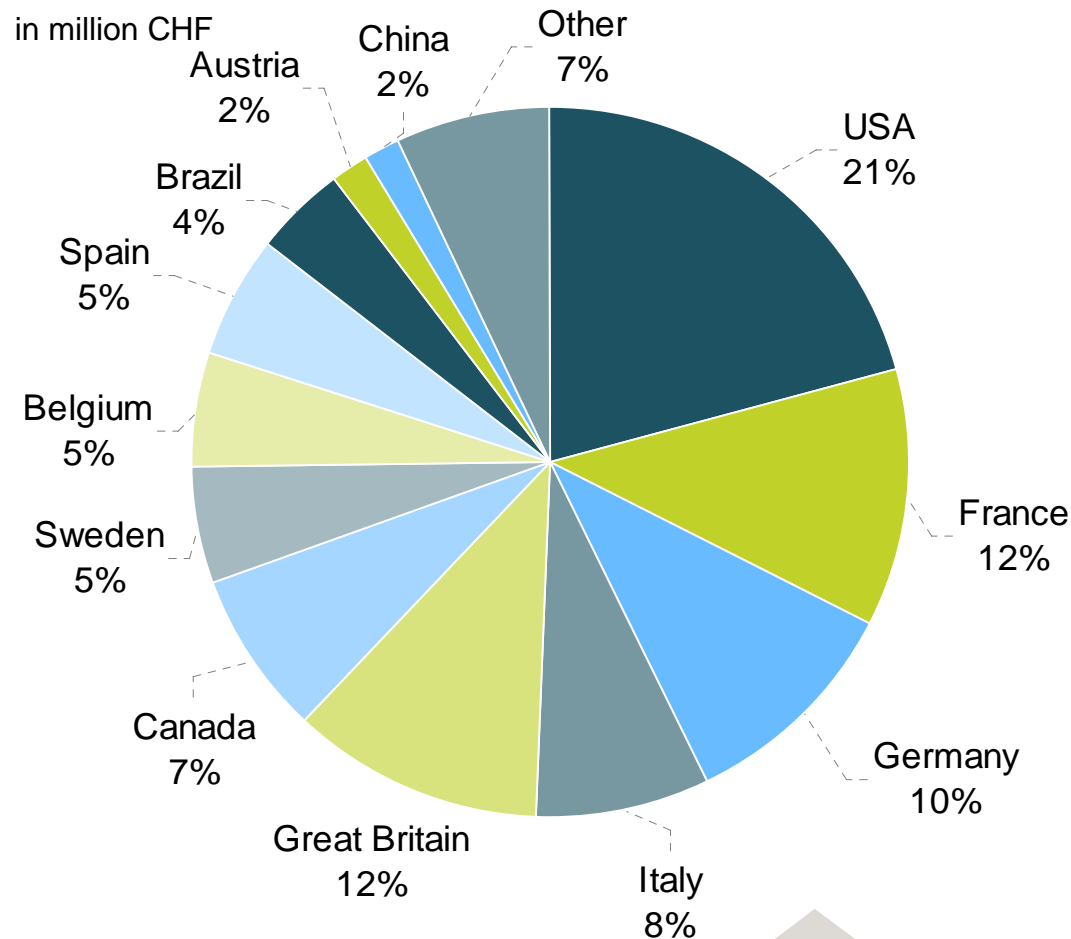


- 25% sales growth in Asia
- Asia (incl. Turkey) generated 71% of sales (67% in 2006)
- Sales growth in spite of divestiture of manmade fiber business
- Strongest sales to Turkey, India and China

(previous year, adjusted for divestiture)

2007: 1'566.8 million CHF +18%

Automotive Systems: Sales by Country



2007: 2'363.3 million CHF  **+8%**

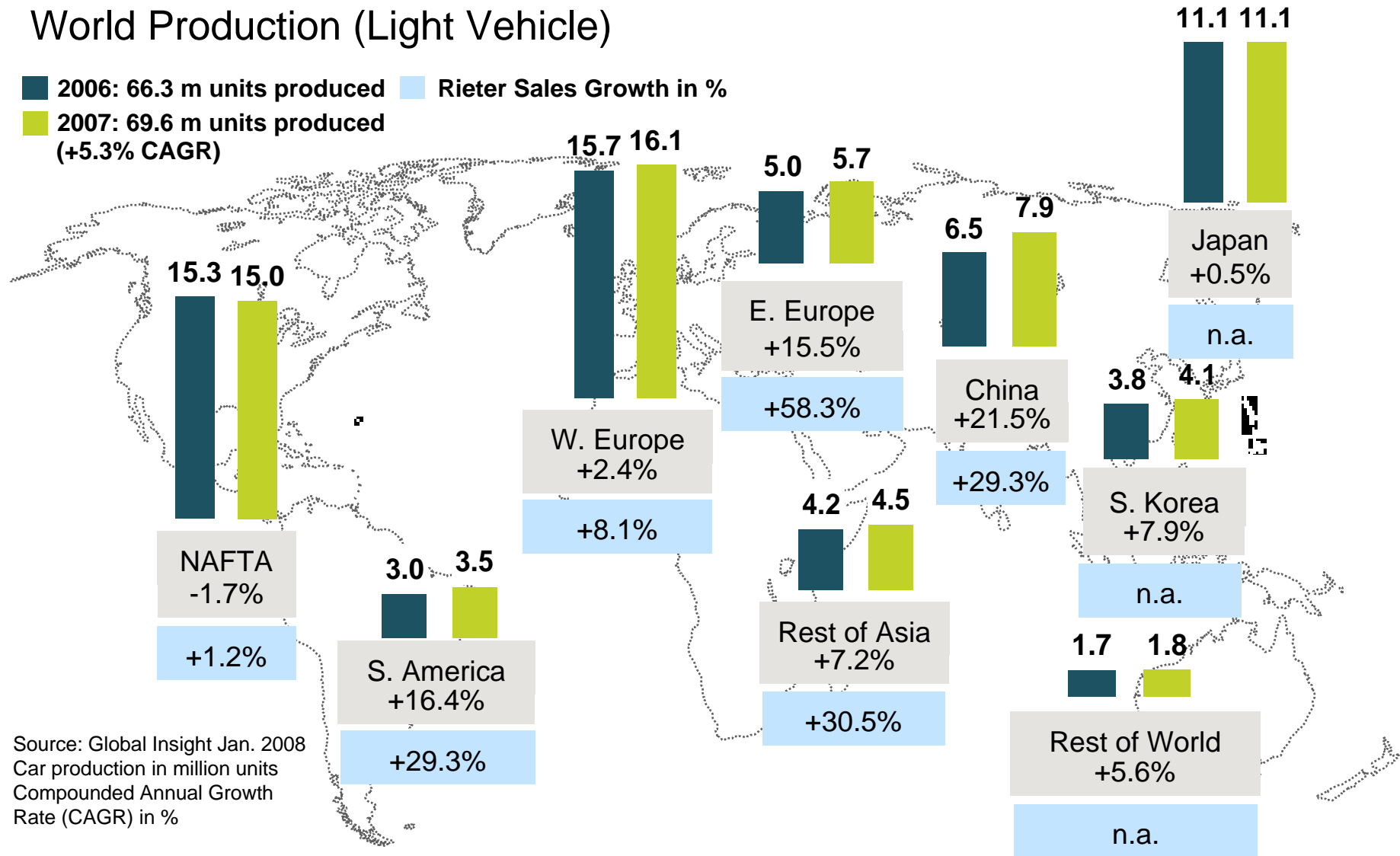
- Growth development of past five years continued
- Growth in HY2 as strong as in HY1
- Increase in sales in all regions, including North America
- Especially in Western Europe and North America Rieter grew significantly faster than vehicle production

Global Light Vehicle Production (2007 vs. 2006)



World Production (Light Vehicle)

■ 2006: 66.3 m units produced ■ Rieter Sales Growth in %
■ 2007: 69.6 m units produced (+5.3% CAGR)



Source: Global Insight Jan. 2008
 Car production in million units
 Compounded Annual Growth Rate (CAGR) in %

Key Data per Share



| Rieter registered shares of 5 CHF nominal value Bloomberg: RIEN; Reuters: RITZn | 31.12.2007 | 30.6.2007 | 31.12.2006 |
|---|------------|-----------|------------|
| Shares outstanding excl. own shares (end of period) | 3'931'432 | 4'137'937 | 4'174'342 |
| Average shares (of period) | 4'092'265 | 4'156'570 | 4'149'946 |
| Share price (high/low) CHF | 717/478 | 717/590 | 641/387 |
| Market capitalization (end of period) million CHF | 1'966 | 2'650 | 2'661 |

Outlook for 2007 Results



Based on the trend in operating results at the Textile Systems Division, Rieter expects an improvement in the operating result (EBIT) and a further increase in net profit and earnings per share for 2007.

Disclaimer



Rieter is making great efforts to include accurate and up-to-date information in this document, however we make no representations or warranties, expressed or implied, as to the accuracy or completeness of the information provided in this document and we disclaim any liability whatsoever for the use of it.

The information provided in this document is not intended nor may be construed as an offer or solicitation for the purchase or disposal, trading or any transaction in any Rieter securities. Investors must not rely on this information for investment decisions.

All statements in this report which do not reflect historical facts are statements related to the future which offer no guarantee with regard to future performance; they are subject to risks and uncertainties including, but not limited to, future global economic conditions, exchange rates, legal provisions, market conditions, activities by competitors and other factors outside the company's control. The 2007 figures have not yet been audited.